


CM-780

Net Weigh Bagging Scales



*Shown is duplex gravity gate feeder
model with dust tight spout and
dust pick up tubes.*

Manufactured by:




Single Vibratory

(2-speed feed rate)


18" x 36" x 6" (45 x 106 x 15cm) Heavy Duty Vibratory Pan Feeder. Electromagnetic feeder with 2-speed feed rate controller.

Products	Granular: Marble Chips, Stone, Aggregate
Weight Range	10lb-110lb or 5kg-100kg
Cycle Speed (simplex)	13-15 bpm (50lb) or 11 bpm (50kg)
Cycle Speed (duplex)	22-25 bpm (50lb) or 20 bpm (50kg)
Typical Accuracy	±4-6 Ounces or ±100-200 g

(Depends on bulk density of product and particle size)



Shown is duplex arrangement with optional upper surge hopper.



Shown with pneumatic operated stream depth regulator.

Belt Feeder (2-speed feed rate)

Belt feeder, single speed belt with 18" x 10" (45 x 25 cm) inlet (18" x 15" [45 x 38 cm] for soil). Variable speed controller optional, pneumatically operated stream depth regulator.

Products	Semi-Free flowing: Textured Feed, Cubes, Soils
Weight Range	10lb-110lb or 5kg-100kg
Cycle Speed (simplex)	13 bpm (50lb) or 11 bpm (50kg)
Cycle Speed (duplex)	22 bpm (50lb) or 20 bpm (50kg)
Typical Accuracy	±2-3 Ounces or ±56-85 g

Standard Features on All Digital Scales:

- Air operated double door weigh hoppers (2.0, 3.5 & 4.0 ft³) special sizes available. Normal design is the double door variety. However, some fluidized type products are so fine they require a butterfly valve for the door which is completely fluid tight.
- Complete pneumatic control system consisting of air cylinders, valves and filter regulator lubricator.
- Two-250 lb. Capacity strain gauge load cells with mounting assemblies and load cell summing box
- Digital display panel with process controller

Options:

- Nema 4 (Wash down)
- Dust pick up system, includes (2) 4" dia. (10 cm) pickup points to internal scale housing, all connecting to a common single source for customers dust collection
- Surge Hoppers for Scale System
- RS-232 computer interface
- Printers

Twin Auger, Variable Speed Drive with pneumatic slide gate

Dual auger feeding system. Each auger is a 6" (15 cm) variable pitch speed unit with 1/8" (3 mm) or finer clearances. The augers are offset 50% so that the flow rate of the entire system is more uniform than the flow rate of any single auger feeder. The augers are controlled by 3.0 hp motor. A 5.0 hp variable speed drive is also provided. A wide range of speeds are available for different products.

Products	Fluid Type Properties: Flour, Whey, Starch, finely ground products
Weight Range	10lb-110lb or 5kg-100kg
Cycle Speed (simplex)	8 bpm (50lb) or 7 bpm (50kg)
Cycle Speed (duplex)	15 bpm (50lb) or 13 bpm (50kg)
Typical Accuracy	±2-3 Ounces or ±56-85 Grams




Shown with twin auger feeder and standard pneumatic cutoff gate.



Clam Shell Spout

Handles non-dusty products. Easiest for operator, extremely fast, air cylinder mounted 10" (25 cm) above operator's hands.



Weigh Hoppers

Air-operated, double door hoppers sized to suit the bagging needs of the customer. They vary from 2.0 through 6 cubic foot capacity.



Dust Tight Spout

Can be sized for virtually any bag. Our spouts range from 4 to 12" (10 cm to 30 cm) in diameter. Both round and pecan spouts are available. The specially designed wrap-around belts provide safety for the scale operator. Pecan spouts are generally preferred on paper gusseted bags and the round on polywoven bags.

Distributed by:



6867 Martindale • Shawnee, Kansas 66218, U.S.A.

Toll-Free: (800) 255-6384 • Phone: (913) 441-4787 • Fax: (913) 441-1711 • e-mail: jemesp@aol.com

Gravity Gate

2 position

2-position gravity gate for bulk and dribble feed with 8" x 10" (20 x 25 cm) inlet. Available with linear actuator on gravity gate feeder to automatically adjust open bulk position.

Products	Free flowing grain, seed, prilled fertilizer
Weight Range	10-110 lbs. or 5 -100 kg
Cycle Speed (simplex)	13 bpm (50 lb.) or 11 bpm (50 kg)
Cycle Speed (duplex)	22 bpm (50 lb.) or 20 bpm (50 kg)
Typical Accuracy	±2-3 oz. or ±56-85 g



Shown with clam shell spout.



Gravity Gate / Vibratory Feeder

(Pant leg diverter not shown in picture)
1 position gravity gate for bulk feed with 8" x 10" (20 x 25 cm) inlet and 8" x 30" x 2" (20 x 75 x 5 cm) flat pan trough vibratory pan feeder for dribble

Products	Free flowing: Flakes, Seed Grains, Granular Chemicals
Weight Range	10lb-110lb or 5kg-100kg
Cycle Speed (simplex)	12 bpm (50lb) or 10 bpm (50kg)
Cycle Speed (duplex)	20 bpm (50lb) or 18 bpm (50kg)
Typical Accuracy	±1 Ounce or ±28 g
